


HANDSET MAPPING INSTRUCTIONS – T SPEC ELECTRONICS


PLEASE ENSURE ROLLERS ARE OFF THE TYRES BEFORE PROCEEDING

To confirm that you have T Spec electronics, please check the serial number on the top of your electronics box, this will begin with the letter 'T'

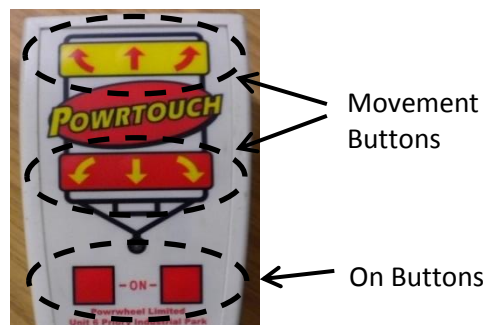
- 1) Remove lid by unscrewing the four screws (see picture)



- 2) Switch on the electronics with the Red Isolator Key
- 3) Switch on the handset by pressing both red buttons
- 4) Push the remapping button on the electronics board and release (see picture), the red LED will now flash



- 5) Press any of the movement buttons on the handset



- 6) The handset will now be mapped into the electronics